



Schiebetürprofil Sliding door profile Profilé de porte coulissante



■ Schiebetürprofil aus Aluminium als tragendes Element in der Konstruktion.

Material:

- A: Aluminium, eloxiert
- B: Hart-PVC, schwarz
- C: PA, schwarz

■ Aluminium sliding door profile as a support construction element


Material:

- A: aluminium, anodized
- B: black rigid PVC
- C: black PA

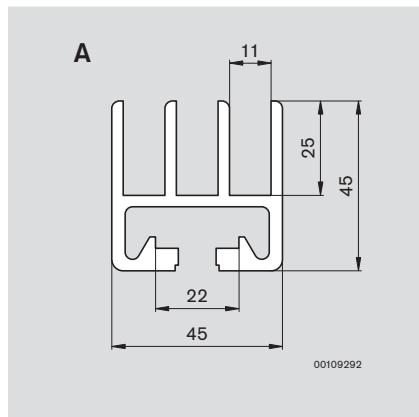
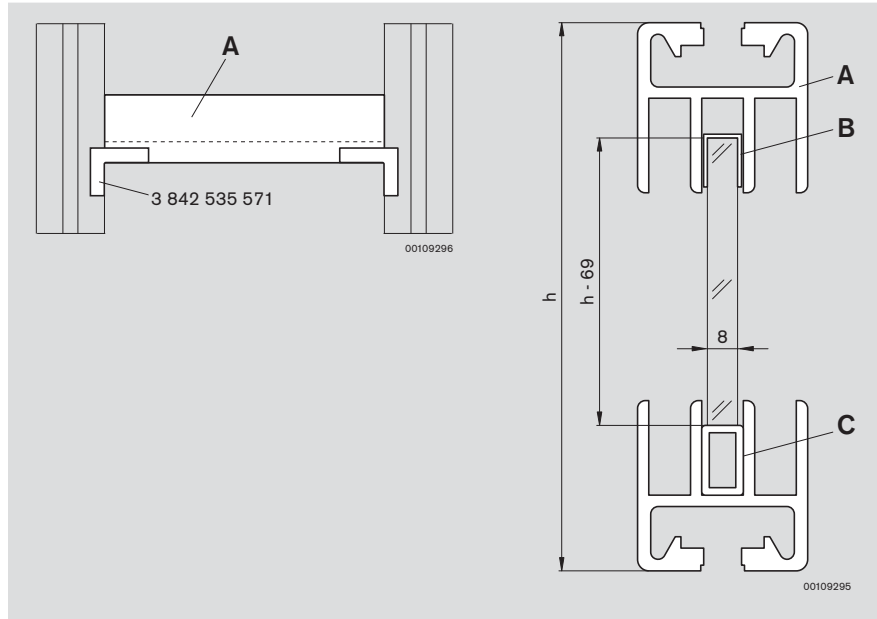
■ Profilé de porte coulissante en aluminium comme élément portant de la construction.

Matériau :

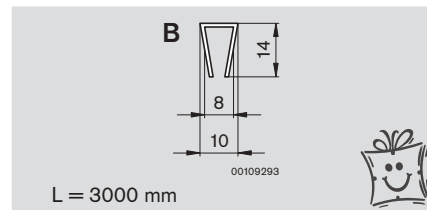
- A : aluminium, anodisé
- B : P.C.V. dur, noir
- C : PA noir



00110981



00109292



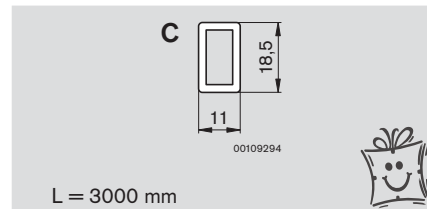
00109293

L = 3000 mm



Nr./No./N°

3 842 146 905



00109294

L = 3000 mm



Nr./No./N°

3 842 146 902

	LE 1 x L = ... mm
	3 842 990 115 / ...
F1 F1	3 842 990 116 / ...
	100 mm ≤ L ≤ 5600 mm
	LE 20 x L = 5600 mm
	3 842 509 177

